

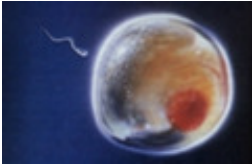
Bear Him Children

Topic: Evangelism / Anti abortion

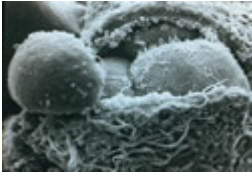
Text: John 3:3-8 cp John 15:5-8

- **John 3:3-8 HCSB** Jesus replied, "I assure you: Unless someone is born again, he cannot see the kingdom of God." 4 "But how can anyone be born when he is old?" Nicodemus asked Him. "Can he enter his mother's womb a second time and be born?" 5 Jesus answered, "I assure you: Unless someone is born of water and the Spirit, he cannot enter the kingdom of God. 6 Whatever is born of the flesh is flesh, and whatever is born of the Spirit is spirit. 7 Do not be amazed that I told you that you must be born again. 8 The wind blows where it pleases, and you hear its sound, but you don't know where it comes from or where it is going. So it is with everyone born of the Spirit."
- **John 15:5-8 HCSB** "I am the vine; you are the branches. The one who remains in Me and I in him produces much fruit, because you can do nothing without Me. 6 If anyone does not remain in Me, he is thrown aside like a branch and he withers. They gather them, throw them into the fire, and they are burned. 7 If you remain in Me and My words remain in you, ask whatever you want and it will be done for you. 8 My Father is glorified by this: that you produce much fruit and prove to be My disciples."

FIRST TRIMESTER WEEKS ONE THROUGH FOUR



- **Ovulation occurs.** The time is right; now what is needed is fertilization.



- **Conception occurs.** During pregnancy, a woman's uterus will increase its capacity by 1000 times.
- **Gender is determined.** Immediately upon fertilization, the little one is set as a boy or a girl. Ladies, this is one that you can't take credit for since it is up to the sperm to determine the sex of the baby. Sperm carries either a "X" (girl) chromosome or a "Y" (boy) chromosome.



- **Implantation.** Some spotting (also known as implantation bleeding) may occur about 10-14 days after conception.

- **Neural tube forms.** She will develop into the nervous system (brain, spinal cord, hair and skin). The foundation for thought, senses and feelings has already been laid.



- **Heart and primitive circulatory system rapidly forms.** While still in its beginning stages, this is the very life support system that will take the child throughout her life.

WEEK FIVE



- **First heartbeats begin.** If an early ultrasound is done, what you see may not necessarily look like a baby, but there is no mistaking the feeling when you see your child's heartbeat on that screen.



- **Umbilical cord develops.** This is the baby's lifeline in utero. It bears the responsibility of pumping in oxygen, removing waste, and supplying the necessary nutrients for the remainder of the pregnancy.
- **Most other organs begin to develop** - The infant's lungs start to appear, along with her brain. Already the little one is preparing for a quest for lifelong learning!
- **Arm and leg buds appear** - While they may not appear to be much at this stage it is ok to dream of the future.



- **Blood is now pumping.** All four heart chambers are now functioning, insuring the baby's body will receive all it needs over not only the remainder of the pregnancy but throughout life.

WEEK SIX



- **The arms and legs continue to develop** - These limbs are stretching out more and more. Later on the mother will be feeling those feet and elbows up close and personal right in her bladder!
- **Brain is growing well** - Did you know that over the course of the remaining months that the baby's brain will develop over 100 billion neurons? This is just the beginning!
- **Lenses of the eyes appear** - If you could catch a glimpse inside, you would notice the baby's appearance becoming increasingly like a newborn's.
- **Nostrils are formed** - The position of the nose seems to shift into its proper place as well. Soon, the nerves running from the nose to the brain appear.



- **Intestines grow** - Initially these are actually located outside the baby's body within the umbilical cord.
- **Pancreas** - The baby is now equipped to deal with digestive enzymes and take on processing the insulin and glucagons the body needs to function.

WEEK SEVEN



- **Elbows form** - Again, taking a peek inside you could see the baby's fascination with bending and flexing. Later the mother will swear she can enlist her child as the star of the next "Karate Kid" movie!
- **Ears eyes and nose start to appear** - Although they may resemble an alien life form, these all "shift" soon enough into a more normal appearance.
- **Intestines start to form in the umbilical cord** - Did you know that initially the intestines are not formed inside your baby's body?
- **Teeth begin to develop under the gums** - Thankfully, right now the mom won't be dealing with teething pain!



- **Fingers start to develop** - These digits often become the baby's first toy!

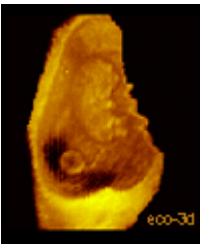


- **Feet start to appear with tiny notches for the toes** - It is fascinating that at less than a half inch, the little gal is already leaving "footprints" on your heart!

WEEK EIGHT



- **Cartilage and bones begin to form** - At the end of this week your baby will have already completed 1/5th of the journey 'til her birthday!
- **The basic structure of the eye is well underway** - The position is more "newborn" like already!
- **The tongue begins to develop**



- **Intestines move out of the umbilical cord into the abdomen.**
- **Body grows and makes room** - Two months along and this little one is growing inside and out by leaps and bounds!
- **The fingers and toes have appeared but are webbed and short**
- **Baby's length (crown to rump) is 0.61 inch and weight is 0.04 ounce.**

WEEK NINE



- **Baby has begun movement** - While still too small for you to feel, your little one is wriggling, shifting, and dancing already!



- **Most joints are formed now** - The little one is practicing bending and flexing.
- **Fetus will curve her fingers around an object placed in the palm of its hand** - This is amazing to see! At only nine weeks, if you happen to have an ultrasound, you may observe your infant fascinated by everything she can lay her fingers on (mainly other fingers, toes, ears and nose!)



- **Fingerprints are already evident in the skin**
- **Average size this week -- length 0.9 inch, weight 0.07 ounce.**

WEEK TEN

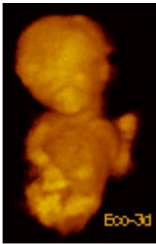


- **Baby is now called a fetus** in "medical terms". The parents, however, may have chosen the name "peanut," "angel," "jumping bean" or simply "miracle."
- **The most critical part of your infant's development is complete.** Now the child is headed into a period of rapid growth.



- While a bit strange to envision, the **baby's head is now about half its length** - Soon the rest of the body's growth will catch up but this area is prepared to keep up with the rapid brain development!
- **Eyelids fuse shut and irises begin to develop** - Eye color is also determined by this point.

- **Placenta begins to function this week or next** - The placenta is the organ responsible for both the provision of nutrients along with the removal of waste to keep the baby growing strong!



- **The baby will be about 1.22 inch long and weigh 0.14 ounce at the end of this week**

WEEK ELEVEN



- **Nearly all structures and organs are formed** and beginning to function.



- **Fingers and toes have separated** - Take a glimpse at how incredibly precious a child's tiny feet are at this point.
- **Hair and nails begin to grow**
- **The genitals begin to take on the proper gender characteristics** - It will be just a few more weeks before the ultrasound can show if it is a boy or a girl!



- **Amniotic fluid begins to accumulate as the kidneys begin to function** - This fluid, consisting primarily of water, helps provide a cushion for the baby while she's nestled within the womb.

- The muscles in the intestinal walls begin to practice contractions that digest food.
- The baby is about 1.61 inches long and weighs 0.25 ounce.

WEEK TWELVE



- **Vocal cords begin to form** - While perhaps not quite ready to be introduced to the nearest opera stage, the infant will use these immediately following the moment of birth.
- Those precious **eyes begin to move closer together**
- **Ears shift to their normal place on the side of the head**



- **Intestines move farther in to the child's body**
- **Her liver begins to function** - Responsible for cleansing the blood, storing nutrients, and providing needed chemicals, this is an important event!
- **The pancreas begins to produce insulin**



- The baby's average size is now at a whopping length: 2.13 inches and weight: 0.49 ounce.

WEEK THIRTEEN



- **The infant is about 2.91 inches and weighs around 0.81 ounce** - This is about the same weight as 4 quarters.
- **She begins to practice inhaling and exhaling movements**
- **Eyes and ears continue to move and develop**
- **Baby's neck is getting longer**, and the chin no longer is resting on his chest



- **Her hands are becoming more functional** - The baby may find it comforting to start playing with her fist.



- **At this point all nourishment is received from the placenta**
- **On the next doctor visit you should be able to hear heartbeat with a Doppler**

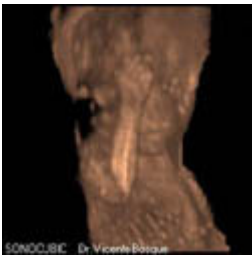
WEEK FOURTEEN



- **Thyroid gland has matured and the baby begins producing hormones** which will be used throughout her life.
- **In boys, the prostate gland develops**
- **In girls, the ovaries move from the abdomen to the pelvis**
- **She may have learned to suck her thumb** by this point!



- **The baby's skin is very transparent still**
- **Lanugo (very fine hair) covers the baby's body and will continue to grow until 26 weeks gestational age** - It's covered by a fine, soft layer of hair called lanugo. Lanugo comes from a Latin word meaning "down." Its purpose is to help protect and insulate the baby's skin while in all that water! Generally this will be shed prior to birth.



- **The child's bones are getting harder** and stronger by the day!
- **The baby is 3.42 inches long and weighs about 1.52 ounces** - approximately the weight of a letter!

SECOND TRIMESTER

WEEK FIFTEEN



- **The mother may begin to feel some fluttering movements** as baby kicks, flails, twists and turns. She can also grasp, squint, frown, grimace and maybe suck her thumb!



- **The baby's legs have grown** longer than the arms and the body is now longer than the head.
- **Her skin is very thin** -- so thin blood vessel are visible.

- **The three tiny bones in her middle ear have begun to harden.** The auditory centers in your baby's brain haven't developed yet, so she might not really understand what you say but her hearing capacity is in the process of developing.

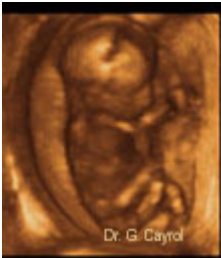


- **Fingernails and toenails are growing.**
- **Eyebrows are beginning to grow** and even the hair on her head is sprouting. It will probably change color and texture after birth.
- All this and your little one is an **amazing 3.98 inches long and may weigh 2.47 ounces.**

WEEK SIXTEEN



- **Fat begins to form underneath skin**, providing her with insulation for the coming months.
- Did you know that both **baby and placenta are now about the same size?**



- The little one has reached **4.57 inches and approximately 3.53 ounces.**
- Her **head and neck are held straighter** now.



- This is a week of "mights!" You **might hear the tiny thumps of her heartbeat with an external monitor** now. The genitals are developed sufficiently that an experienced sonographer might be able to determine if the baby is a boy or a girl.
- **Her heart is pumping as much as 6 gallons of blood a day** and beats at a rate about double an adult's heart rate.



- If you could take a peek inside, you would witness your child's reflexes in action! (**Sucking, swallowing and blinking are now evident.**) She is probably even hiccuping even though they can't be felt yet!
- **The baby has learned to breathe!** This is apparent from the regular movements of her chest. Isn't it amazing that she is able to breathe "underwater," inhaling and exhaling small amounts of amniotic fluid? These actions help the lungs to develop and grow.

WEEK SEVENTEEN



- By week 17, the **baby weighs about 4.97 ounces and is 5.12 inches long.**
- **He or she has a much more normal "human" appearance now.** She holds her head more erect and her body and limbs are longer in proportion to her head.



- **Pads are forming on his tiny fingertips and toes.** Soon those individual swirls and whorls will be apparent.
- **Her eyes are looking forward now,** but they are still firmly closed.
- **Meconium (composed of products of cell loss, digestive secretion and swallowed amniotic fluid), is accumulating in the bowel.** This black goeey substance will become your baby's first poop!
- **The umbilical cord is growing thicker and stronger** and continues to rush blood and nutrients to your growing baby.
- If your child is male **the prostate begins to develop.**



- **Her skeleton is transforming from cartilage to bone.** The bones remain flexible to make the journey through the birth canal easier.

WEEK EIGHTEEN



- **Vernix (a white cheese-like protective material) forms on baby's skin** with the lanugo (soft, lightly pigmented hair covering the body and limbs); both serving to protect her skin during the months in water.
- **Her vocal chords are formed.** She goes through the motions of crying but without air she doesn't make a sound.



- **The placenta continues to grow and nourish the baby.** Don't forget those prenatal vitamins!
- **Tiny air sacs called alveoli begin to form in lungs.** She'll be putting these lungs to good use in just a few months!
- **Features of her heart, including ventricles and chambers, should be visible** during an ultrasound.



- The baby measures about **5.59 inches this week and weighs about 6.7 ounces.**

WEEK NINETEEN



- **The baby has the same awake and sleep patterns of a newborn.** She has a favorite position for sleep and recognizable active and rest periods.



- Throughout baby's body, **nerves are being coated with a fatty substance called myelin**, which insulates the nerves so that impulses can flow smoothly.
- **Scalp hair becomes apparent this week**. It has sprouted and continues to grow.
- **The milk teeth buds have already developed** and over the next few days the buds for the permanent teeth will begin to form behind the milk teeth.

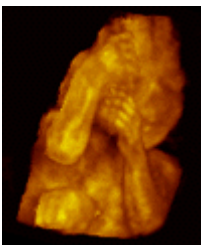


- If baby is female **the uterus starts to develop**. If the baby is a girl, the vagina, uterus, and fallopian tubes are in place.
- If it's a boy, **the genitals are distinct and recognizable**.
- **The baby is swallowing amniotic fluid and her kidneys are making urine**.
- The little one's size is around **6.02 inches and 8.47 ounces**.

WEEK TWENTY



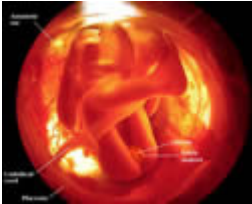
- **We're half way there!**
- **The rapid growth stage is about over**. While things have slowed down, this next stage is vital to survival.
- **The baby's heart grows stronger**. The mom could find a quiet place, lay flat on her back. Locate her own heartbeat by finding her pulse. Next if she lays her hand on her belly, she may be able to distinguish the two heartbeats!
- **Her legs are reaching their relative size**. With the increase muscle develop occurring as well, you will start feeling much more than tiny flutter kicks soon!



- **Immunities are being transferred** from the mom to the baby now. These immune cells will protect her from viruses the mom has had for up to six months after birth!

- **The nerve cells for taste, smell, hearing, seeing, and touch are now developing** in specialized areas of the brain. Production slows down as existing nerve cells grow larger and make more complex connections.
- **The baby may startle** in reaction to loud sounds. Amazingly, she can actually hear noises outside of the womb. Familiar voices, music, and sounds that baby becomes accustomed to during her development stages often are calming after birth.
- If the baby is a girl, **her uterus is starting to develop**. She has approximately six million eggs in her ovaries. About one million will remain at birth.
- Baby is about **6.46 inches and weighs around 10.58 ounces**.

WEEK TWENTY ONE



- **White blood cells are under production.** Leukocytes (or white blood cells) form our body's defense systems. They help fight infections and diseases.
- **The little one's skin has changed from translucent to become more opaque.**
- **Her tongue is fully formed.** If you were able to peek you might catch her practicing giving you a raspberry!
- **If the baby is a girl, her womb and vagina are formed.** Unlike males, females have a limited supply of eggs in their lifetime. At this point she will have 6 million eggs. This amount decreases to approximately one million by birth.



- **Baby swallows more this week.** After she takes in amniotic fluid, her body absorbs the water in the liquid and moves the rest into the large bowel. This is good practice for her digestive system!
- **Wake and sleep periods become more consistent.** Some research suggests that baby sets her internal clock to match the outside world's even before birth! The mother's eating and sleeping habits as well levels of light and noise serve as her signals.
- **Length is now measured crown to heel.**
- Baby measures about **10.51 inches and weighs nearly 12.7 ounces**.

WEEK TWENTY TWO



- **The baby weighs close to a pound at this point!**
- She can now hear your conversations more clearly than before!. **When you talk, read, or sing, we can expect her to hear it.** Studies have found that newborns will suck more vigorously when read to from a book they heard frequently in utero.
- **Eyelids and eyebrows are fully formed.**
- **Fingernails have grown to the end of the fingers.**



- Be prepared! All the "Why" questions are coming! **The baby's brain has entered a stage of rapid growth**, especially in what's called the germinal matrix. This structure deep in the middle of the brain serves as a kind of factory for brain cells and disappears shortly before birth. But the brain's amazing expansion program continues until around the five birthday.
- With some help from mom, **baby's liver is starting to break down bilirubin**, a substance produced by red blood cells.



- If the baby is male his **testes begin their descent to the scrotum.**
- **Primitive sperm have formed and he is producing testosterone.**
- Length is **10.94 inches**; weight is nearly **1 pound.**

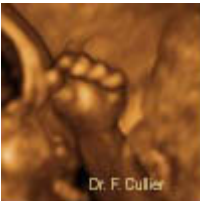
WEEK TWENTY THREE



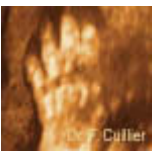
- **Proportions of the body are now quite similar to a newborn** although thinner since she hasn't begun to form body fat.



- **Bones located in the middle ear harden.**
- **She is now fully able to hear.** Dads, did you know: low-frequency sounds mimicking a male voice penetrate the abdomen and uterine wall better than the higher frequencies of the female voice?
- **The eyes are formed**, though the iris still lacks pigmentation.



- **The pancreas, essential in the production of hormones, is developing steadily.** She has begun producing insulin, important for the breakdown of sugars.
- **If born now, she has a 15% chance of survival with the odds going up with each passing day.** .



- The average baby at this stage **weighs 1.1 pound and is 11.38 inches long.**

WEEK TWENTY FOUR



- Bring on the bulk! **The baby gains about 6 ounces this week.** The weight is in muscle, bone mass and organs.
- Her body begins to fill out with **her appearance increasingly becoming more like a newborn.**
- **Taste buds begin to form.** If mom drinks something strange or bitter, baby may be observed showing her distaste.



- **Little creases have appeared on her palms.**
- **The muscular coordination of his hands has improved** as she sucks her thumb.
- Over the next seven days **the sweat glands will be forming** in the skin.
- **Her lungs are developing "branches" of the respiratory "tree"** and cells that produce surfactant, a substance that helps the air sacs inflate easily.



- **This week the baby is officially considered viable.**
- Baby weighs **1.3 pound and is 11.8 inches long** -- almost the length of a ruler!

WEEK TWENTY FIVE



- **Dexterity is improving.** She can make a fist and would clasp objects placed in palm.
- **The structures of the spine begin to form** -- joints, ligaments and rings. These will protect the all important spinal cord which serves as the information transmitter for the child's body.
- **Blood vessels of the lungs develop.**



- **Her nostrils begin to open.** There is a study out of Belfast that suggests babies at this stage have the capability of scent preferences!
- The **nerves around the mouth and lip area are showing more sensitivity** now. When baby is rooting for food later on, these will be valuable!
- **Her swallowing reflexes are developing.**



- She has now obtained an approximate length of **13.6 inches** and **weighs 1.46 pound**.

WEEK TWENTY SIX



- She may weigh about **two pounds now** (average is 1.7 pound) and may be **14 inches in length**
- To support the fetus's growing body, **the spine is getting stronger and more supple**. Though no longer than the span of the average adult hand, it is now made up of 150 joints, 33 rings, and some 1,000 ligaments.



- **Air sacs in the lungs form now.**
- **Lungs begin to secrete a greasy substance called surfactant.** Without surfactant the fetal lungs would stick together and couldn't expand after the baby is born.
- Although they've been sealed shut for the last few months, **her eyes are opening and beginning to blink** this week. Depending on ethnicity, some babies will be born with blue or gray-blue eyes (which may change color in the first 6 months of life) and some will be born with brown or dark eyes.



- **Retinas begin to form.**
- **Brain wave activity for hearing and sight begins to be detectable.**
- **Fetal brain scans show response to touch.** If you shine a light on the mom's abdomen, the baby will turn her head, which according to researchers, means his optic nerve is working.

WEEK TWENTY SEVEN



- **The little one's brain continues its rapid growth.** Don't forget to share music, conversation, and even books with her!
- **Response to sound grows more consistent** toward the end of the seventh month, when the network of nerves to the ear is complete. Her hearing continues to develop, she may start to recognize your voices.
- **Lungs continue to grow and prepare for functioning outside of the womb.** Each day in the womb greatly increases survival rates!



- She also **continues to take small breaths** and although she's only breathing in water and not air, it's still good practice for when she's born.
- **Eyelids are now open more.** She can distinguish between light and dark.
- **Retinas have formed.**
- She will grow over $\frac{1}{2}$ inch this week alone! You may suspect this phenomenal growth rate repeats in the preteen years!
- Average size is now **14.4 inches and 1.9 pound.**

WEEK TWENTY EIGHT



- **Eyebrows and eyelashes are now very noticeable!**
- **Hair on baby's head is growing longer.** Some babies are born with almost none at all, while others appear to be ready for their first haircut!



- **Muscle tone is improving.** The mother may feel that preparation for the Olympics is taking place in her womb!
- **Her body is getting plump and rounded.** Most of that increase is muscle tissue and bone. Fat will be added during the third trimester.



- **Eyes are completely formed now.** Quite a view from inside!
- **Lungs are capable of breathing now** (but baby would still struggle and require medical attention if born now)



- Talk to her often, reading stories, singing songs and more because **she can recognize the mother's voice now** and will often calm to it later on!
- The baby weighs in now at **2.2 pounds and is 14.8 inches.**

THIRD TRIMESTER WEEK TWENTY NINE



- **The baby's head is in proportion** with her body now. She appears more like a newborn each and every day!
- **Fat continues to accumulate under the skin** -- only now preparing for entering the "real world".
- **Her brain** can control primitive breathing and body temperatures.

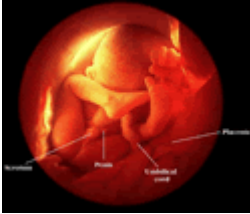


- **Her eyes can move** in their sockets. Soon she will be able to follow a blinking light.
- **Baby is increasingly sensitive to changes** in light, sound, taste, and smell! Various studies show that she may indicate preferences (or disdain) for particular tastes or odors at this stage
- **She is also moving from side to side**, but probably still is head up. In the next few weeks, she will move to the head down birthing position. At times mom may feel as if the baby is performing somersaults for a circus act!

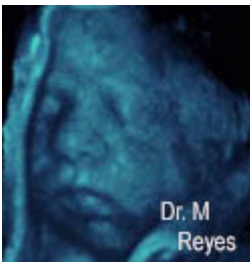


- Her length is now approximately **15.2 inches** and **weight is 2.54 pounds**

WEEK THIRTY



- **Baby is nearly three pounds now!**
- **Her head is getting larger to accommodate a period of rapid brain growth.** The parents shouldn't forget to continue to "teach" their baby in the womb by exposing her to music, literature, and simply talking to her.
- **A pint and a half of amniotic fluid surrounds her.** As she grows and fills the uterus, the amount of amniotic fluid will decrease but unfortunately mom won't feel any lighter!



- She spends more and more time practicing opening and closing her eyelids. **Her eyes can move from side to side**, following a light source. She may even reach out to touch the light.
- **Early lanugo is beginning to disappear.** The little one's own hair may begin to appear.
- **Toenails are entering their final growth stage.**



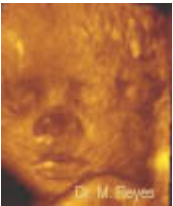
- **Bone marrow is now in charge of red blood cell production.** These red blood cells will continue to service the child's body by transporting oxygen and removing the wastes (carbon monoxide and other gases).
- **She now has the capability to produce tears** -- yes, within the womb.

- By the end of this week, your baby is now **15.7 inches long and weighs 2.91 pounds**.

WEEK THIRTY ONE



- The rate of **physical growth slows** down just a bit, but even though she doesn't get much longer, she will gain a lot of weight the rest of the pregnancy.
- **Fat continues accumulating.** This layer of fat turns her skin from red to the rosy pink she will have as a newborn.



- Calcium, phosphorus and iron are being stored and her **bones are growing and hardening**.
- **Baby is 16.2 inches long and weighs 3.3 pounds**
- **Her brain enters another period of rapid growth**, producing hundreds of billions of new nerve cells! Amazing!



- **She may move to the rhythm of music.** Studies with heart rates show that she also prefers some types of music to others -- already!



- **Lungs are the only major organ left to complete development.** Remember - while we may be anxious to meet the little one - these last few weeks can be vital. With each day increasing the baby's ability to breathe on her own.

WEEK THIRTY TWO

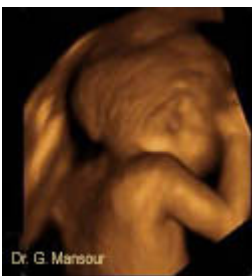


- **Baby is up to 3.75 pounds now and is 16.7 inches long.**

- **You might notice she's not moving around as much now.** Don't worry! She is fine - just running short on room. She still has plenty of growing to do though, believe it or not!
- **All five senses are working.** She is fascinated and practicing testing these out as much as possible!
- **Hair on an infant's head continues to grow** in at this point. Will she have dad's black hair or mom's red hair?



- **Toenails are completely formed** even though she may not be quite ready for a French manicure.

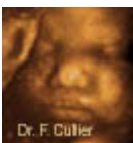


- Brain scans have shown that **babies have periods of dream sleep (REM) starting around the eight month.** What do you suppose she is dreaming about?

WEEK THIRTY THREE

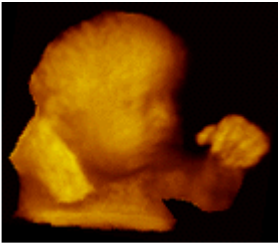


- **Amniotic fluid is at its highest level during the pregnancy.**
- The baby's head size has increased 3/8ths of an inch due to rapid brain growth.
- **Neurons and synapses are developing in huge numbers** -- forming connections in her brain will give her the skills she needs to thrive as a newborn. This week, she may be able to coordinate sucking and swallowing with breathing.



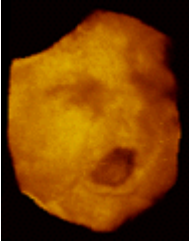
- While most of her bones are hardening, **her skull is quite pliable and not completely joined.** The bones will be able to move slightly to make birthing easier.
- **She takes intermittent deep breaths** -- of water! That's okay, though since she gets oxygen from the placenta. This breathing exercises muscles and encourages her lung cells to produce more surfactant (a protein essential for healthy lung development).

- If the baby is a boy, **his testicles will be descending from his abdomen into his scrotum**. Sometimes one or both testicles won't move into position until after birth.



- The infant is now **17.2 inches long and weighs 4.23 pounds**.

WEEK THIRTY FOUR



- The baby acts completely like a newborn, with her **eyes opened when awake and closed when sleeping**. She may also be found to be settling into more of a routine for sleeping & awake times.



- **She has learned to blink**. She can also see more clearly when there is a bright light on mom's stomach and probably has the outline of all mom's organs memorized!
- **Antibodies from the mother's blood are being transferred to the baby**. These immunities continue to build until birth. Then breast milk will add even more protection against disease.
- **The baby may have already turned to a head-down position** in preparation for birth. If she is the mother's first baby, she may be settling into the pelvis with her head pressing against mom's cervix.



- **Fingernails have reached the end of the fingertips** now. She may scratch her face even before she is born!



- The little one's length is **17.7 inches** and weight is **4.7 pounds**.

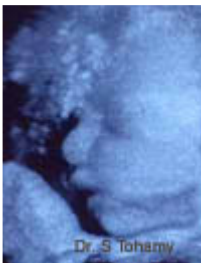
WEEK THIRTY FIVE



- **Fat accumulations plumps up the arms and legs this week.** These layers of fat will help her regulate her body temperature. They also provide those cute little dimples on elbows and knees!
- **The testes have completed their descent in males.**

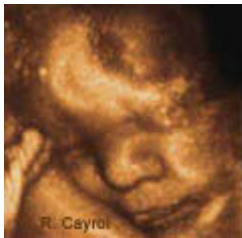


- **Her hearing is fully developed**, so be sure to talk to her. Some mothers find themselves instinctively speaking in a high-pitched tone? That's okay since some studies show babies respond better to higher pitches.
- It's getting crowded! **The baby is now taking up most of the uterus** and mom may even feel like her chest has run out of room! Soon enough though, baby will move down and mom'll be able to breathe easily again (just not walk so easily! Ha!).

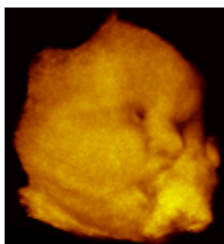


- **The average baby weighs almost five and a half pounds now. She may be 18.2 inches long.**
- **Most babies born now will survive** and without many long-term problems.

WEEK THIRTY SIX



- The baby is almost ready and most likely, so is the mother! **The only organ still to mature is the lungs.** While everyone is certainly anxious to meet the new addition to the family, they need to remember that each day (up to 42 weeks), that the little one stays within the womb will multiply her chances to breathe on her own.
- If she hasn't already, this week **the baby may drop into the birth canal.** While breathing for mom becomes easier, walking may be the exact opposite! If she's not the mom's first baby, this "lightening" may not occur until right before labor.
- **Fat is dimpling the baby's elbows and knees,** and forming creases in the neck and wrists.
- **Her skin is growing smooth and, shall we say it, "baby" soft.**



- **Her gums are very rigid.** It won't be many months before teeth make their appearance.
- **She has a fully developed pair of kidneys** and her liver has begun processing some waste products.



- The average child's size is now **18.66 inches and 5.78 pounds.** Between now and birth she will gain about an ounce a day!

WEEK THIRTY SEVEN



- By this week, the average baby's size is about **6.3 pounds and 19.1 inches in length.**
- **She is officially full term now** but can still benefit from extra days in the womb.
- **She continues to practice breathing movements.** Isn't it amazing how she can breathe "under water?"

- **Her hand grasp is firm now.** It won't be long until her parents will feel that strong little fist confidently grasping their finger or tightly clenching mom's ear ring!



- A few weeks ago, she would move her eyes toward light. Now **she turns towards light outside the uterus.**
- As the uterine wall stretches and thins allowing more light to permeate, **she develops definite daily activity cycles.** The mother will want to be sure to establish good patterns herself at this time, thus encouraging them in the child. Ever heard of a baby getting her days and nights mixed up? Now's the time to try to avoid that!

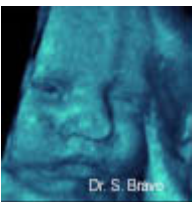
WEEK THIRTY EIGHT



- If she is the "average baby," she weighs **6.8 pounds and is 19.6 inches long.**



- She may hiccup a lot. That's because there is no air around her, and those breathing exercises sometimes cause **amniotic fluid to get into her windpipe. The result? Hiccups!**



- **Her intestines are accumulating lots of meconium.** Meconium takes on the role of being baby's first bowel movement -- removing the waste that has accumulated.

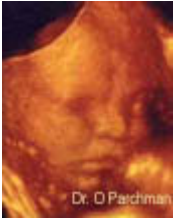


- **She may have a full head of hair now** -- an inch or more long! Don't be surprised if it's an unexpected color. Some blond couples have dark haired babies; some dark

haired couples have red-haired babies; some couples have babies with only peach fuzz! It may just persuade the parents to take a closer look at their family tree!

- **The circumference of her head and abdomen are about the same size.** No wonder it's so hard to get a t-shirt over a newborn's head!

WEEK THIRTY NINE



- **The lanugo has mostly disappeared**, but you'll probably find a bit on her shoulders, arms and legs and in those protected little bodily creases. It will vanish completely on its own in time.
- **Her lungs are maturing and surfactant production is increasing** and fully prepared to take on the outside world!
- **She doesn't have much room to move** and certainly mom agrees! It would have been hard to imagine 8 months ago that this wee one would be able to hook a toe in mom's ribs while elbowing her bladder! She certainly has grown!



- Her body continues **laying on the fat stores that will help regulate her body temperature after birth.** In addition to normal fat, she is accumulating a special "brown" fat in the nape of her neck, between her shoulders and around organs. Brown fat cells are important for thermogenesis (generating heat) during her first weeks.
- Her weight is probably around **7.25 pounds and her length is 19.9 inches.**

WEEK FORTY



- **Much of the vernix has vanished** but you will notice traces on her body.
- **15% of her body is fat.** Since she hasn't learned to shiver yet, these fat stores will help regulate her temperature.
- **Approximately 60 - 75 percent is water!**
- **Baby's chest sticks out**, almost as if she's ready to strut proudly over her accomplishment!
- **His lungs will continue developing until birth.** They are manufacturing large quantities of surfactant which works to keep the air sacs open.
- **She continues to grow; her hair and nails longer as well.** Those fingernails may need to be trimmed soon after birth or her face may need to be protected from scratches with mittens.

- **Small breast buds are present on both sexes.**
- The average baby now weighs **7.6 pounds** and is **20.2 inches** long.
- **The long awaited day finally arrives!**



- **Congratulations! It's a beautiful daughter!** Cherish the moments and learn all you can about this new personality in your life. They go by all too fast!
 - **Psalms 139:13-16 HCSB** For it was You who created my inward parts; You knit me together in my mother's womb. **14** I will praise You, because I have been remarkably and wonderfully made. Your works are wonderful, and I know *this* very well. **15** My bones were not hidden from You when I was made in secret, when I was formed in the depths of the earth. **16** Your eyes saw me when I was formless; all *my* days were written in Your book and planned before a single one of them began.
- 1. What a wonderful, mysterious and beautiful process! How can people state that they do not want to participate in such a miracle!
- 2. But if you are not able to witness and reproduce your faith in others, you are missing out on an equally life-changing experience.
 - **Genesis 30:1-2 HCSB** When Rachel saw that she was not bearing Jacob *any children*, she envied her sister. "Give me sons, or I will die!" she said to Jacob. **2** Jacob became angry with Rachel and said, "Am I in God's place, who has withheld children from you?"
- 3. It is not a question of having to lead someone to the Lord. It is a question of being willing! There should be a passion equal to the mother's instinct to reproduce. A barren life should not be acceptable to us.
- 4. We should pray like Hannah. She made a vow and said,

- **1 Samuel 1:11 HCSB** Making a vow, she pleaded, "LORD of Hosts, if You will take notice of Your servant's affliction, remember and not forget me, and give Your servant a son, I will give him to the LORD all the days of his life, and his hair will never be cut."
5. We need to recognize that leading someone to the Lord is a work of the Spirit. It will not be possible to take the credit for birthing a soul into the Kingdom. We need to simply make sure that the Spirit has all of us. We need to make sure that the Word is in us. We need to be sensitive to which way the Spirit is blowing.
 - **John 3:7-8 HCSB** Do not be amazed that I told you that you must be born again. (8) The wind blows where it pleases, and you hear its sound, but you don't know where it comes from or where it is going. So it is with everyone born of the Spirit."
 6. We need to know that we are abiding in the vine. That means we are trusting Christ to get to heaven. That further means we are trusting Christ during the course of our physical, human life here on earth. That means that we are obeying Him. That means that we are listening to Him. That means that we are living for Him. When we abide in Christ, we WILL bear much fruit and God will get the glory.
 - **John 15:5-8 HCSB** "I am the vine; you are the branches. The one who remains in Me and I in him produces much fruit, because you can do nothing without Me. 6 If anyone does not remain in Me, he is thrown aside like a branch and he withers. They gather them, throw them into the fire, and they are burned. 7 If you remain in Me and My words remain in you, ask whatever you want and it will be done for you. 8 My Father is glorified by this: that you produce much fruit and prove to be My disciples."